



COMMANDER[®]
Paints

Shoki's
WEATHER SHIELD
100 % ACRYLIC BASED





Off White 3001




Smoke Grey 3030




Bright Pink **New** 3043



Cameo 3004



Caramel **New** 3047



Cream 3002




Sweet Jewel 3025




Mustard **New** 3044




Leather Beige **New** 3046



Sugar Cane 3029



Ash White 3011




Tea Rose 3040




Roof Tile 3037



Goose Wing 3015



Cloud Grey **New** 3048



Sandstone 3010




Yellow 3019




Almond 3008




Sea Shell 3007




Terracotta 3021



Beige 3005




Apple Green 3039




Sky Grey **New** 3045



Red Oxide 3027



Hopsack 3016



Forest Green 3038




Fresh Orange 3042




Tile Red 3022



Autumn Stone 3009




Rado Green 3023



Pool Side **New** 3049




Carnival Pink 3034



Riviera Blue **New** 3050



Night Sky **New** 3052



Avocado 3028



Desert Dawn 3036




Charcool 3032



Spicy Orange **New** 3051



Chocolate **New** 3053



Blue Bird **New** 3054

The patterns on this card show approximate colours only





Shoki's
WEATHER SHIELD
100 % ACRYLIC BASED

COMMANDER Shoki's Weather Shield is an excellent quality weather defender. Which is specially formulated for use on all exterior surfaces. Weather shield gives highly durable finish long lasting protection & decoration to all exterior surface. The smooth finish of **COMMANDER Shoki's Weather Shield** has the highest degree of durability and is resistant to all types of weather conditions. It is specially developed for exterior surfaces including brick work plaster concrete, wall boards, gypsum etc.

کارایگر حضرات کے لئے ضروری ہدایات

سرخ کی تجاری

نئی پرانی یا پہلے سے پینٹ شدہ سطح صاف، خشک اور ویکس، گروڈنچار سے پاک ہونی چاہیے۔ سطح کو رنگمار سے رگڑ کر صاف کریں۔ پہلے سے لگا پینٹ مکمل صاف اور سطح ہموار کریں۔ سطح میں موجود بڑے سوراخ / خشکاف بند کرنے کے لئے پلاسٹر آف پیرس یا سفید سیمنٹ استعمال کریں۔ سطح خشک ہونے دیں پانی اور نمکیات سے محفوظ رکھنے کے لئے کمانڈر شکیلز کو مکمل خشک ہونے دیں۔ سطح کو رنگمار سے صاف کریں۔ اب سطح کمانڈر شکیلز کو ویدر شیلڈ لگانے کے لئے ہموار ہوگئی۔ استعمال سے پہلے پینٹ اچھی طرح ہلائیں۔



HEAD OFFICE

Near Botanical Garden Main Canal Bank Road, Lahore.
Commander Paints Industries, Lahore Pakistan

Tel: +92-042-36530310

Made in Pakistan



www.commanderpaints.com



commanderpaintspk@gmail.com



[/CommanderPaints](https://www.facebook.com/CommanderPaints)



[/CommanderPaints](https://www.instagram.com/CommanderPaints)